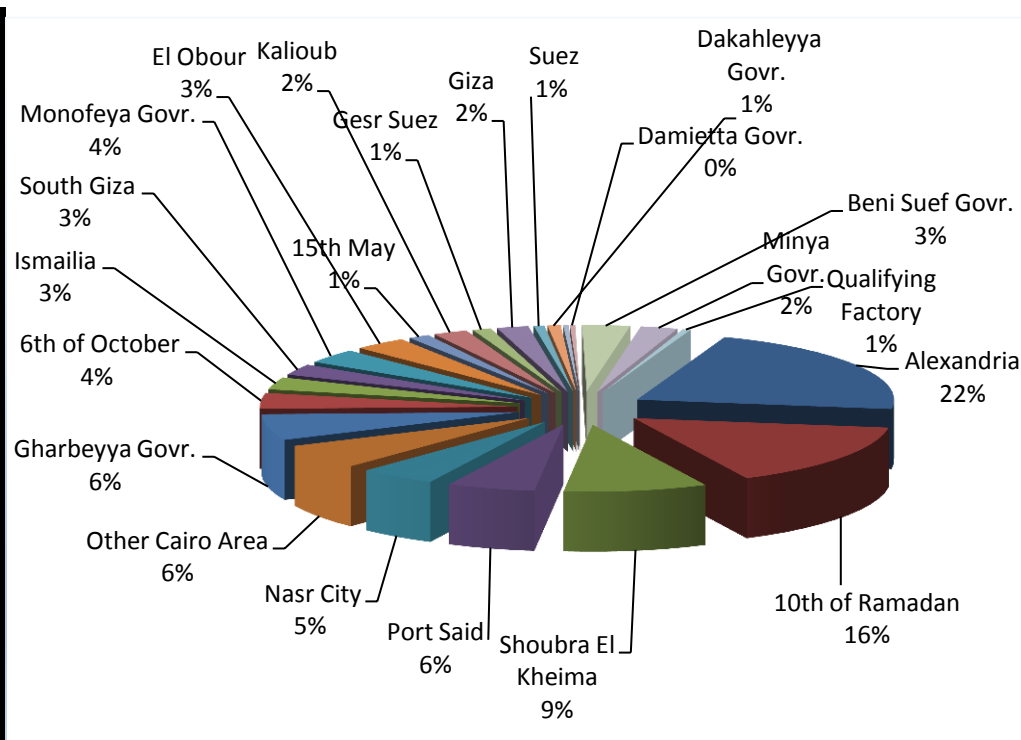


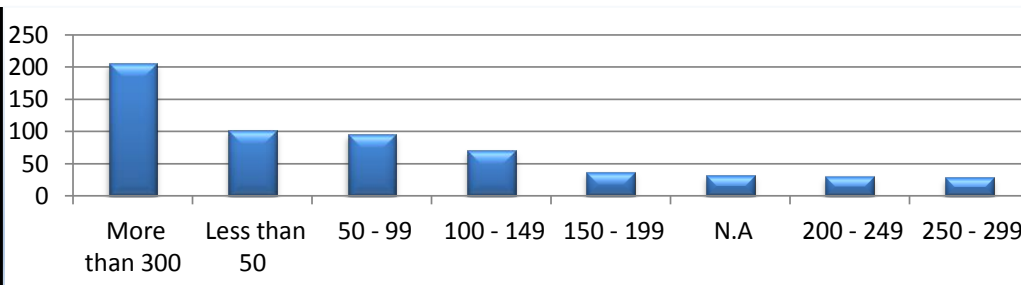
QIZ Company Statistics - 600 Companies as until Dec 21st, 2014

Distribution of listed companies by location

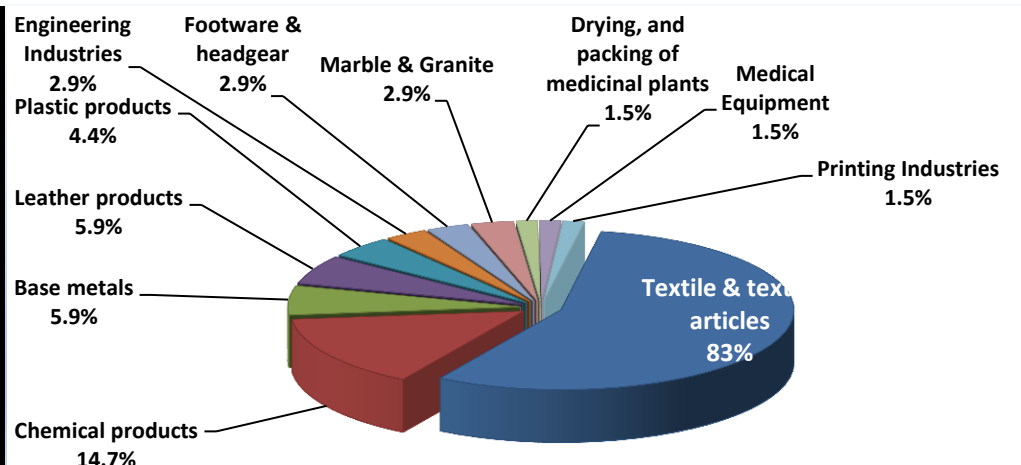
Location	Freq.
Alexandria	131
10th of Ramadan	93
Shoubra El Kheima	54
Port Said	33
Nasr City	29
Other Cairo Area	36
Gharbeyya Govr.	38
6th of October	23
Ismailia	18
South Giza	16
Monofeya Govr.	21
El Obour	20
15th May	8
Kalioub	13
Gesr Suez	7
Giza	12
Suez	4
Dakahleyya Govr.	5
Badr City	2
Damietta Govr.	2
Beni Suef Govr.	18
Minya Govr.	14
Qualifying Factory	3
Grand Total	600



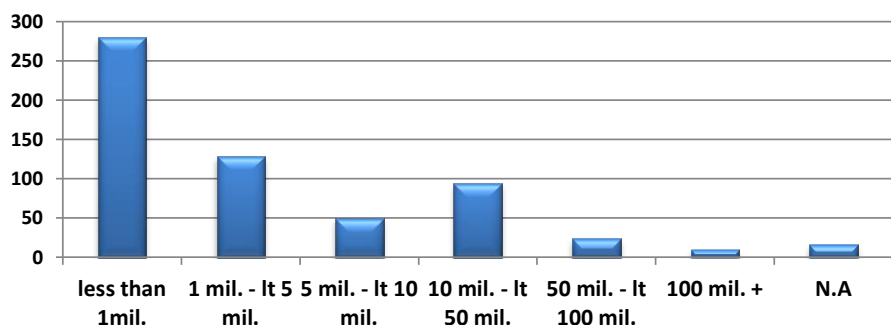
Worker Category	Freq.
More than 300	206
Less than 50	101
50 - 99	96
100 - 149	70
150 - 199	38
N.A	31
200 - 249	30
250 - 299	28
Grand Total	600



Sector	Freq.
Textile & textile articles	531
Processed Agricultural Products	39
Chemical products	10
Base metals	4
Leather products	4
Plastic products	3
Engineering Industries	2
Footware & headgear	2
Marble & Granite	2
Drying, and packing of medicinal plants	1
Medical Equipment	1
Printing Industries	1
Grand Total	600



Distribution of listed companies by capital (EGP)



Distribution of listed companies by investments (EGP)

